



Fermanagh & Omagh
District Council
Comhairle Ceantair
Fhear Manach agus na hÓmaí

Strule Arts Centre Access Guide

This guide is designed to help identify areas that may be helpful for people with access requirements.



Strule Arts Centre

Townhall Square,

Omagh,

Co. Tyrone,

BT78 1BL

028 8224 7831

info@struleartscentre.co.uk

The Strule Art Centre is committed to providing the best possible service for all our visitors.

Omagh Access Advisory Group

The Omagh Access Advisory Group was established in October 2008 to advise on various issues relating to access and disability. The Group helps to improve and develop the service delivered to all our customers.

Programme for the Centre

The Strule Arts Centre's Programme is published three times a year and is available from the Centre's box office or website - www.struleartscentre.co.uk.

It can be provided in Braille, large print or audio tape on request.

Getting to the venue

The Strule Arts Centre is located close to all town centre car parks with the nearest at the Ulsterbus Station on Drumragh Avenue.

Accessible Parking for people who participate in the Blue Badge Scheme is available from High Street via an intercom/bollard system. The Intercom system is positioned in a way that a car will have to pull up onto the grey paving to be able to reach the button.

Designated parking spaces are adjacent to the entrance. These spaces operate on a first-come, first-served basis when arriving at the venue.

Vehicles will also be permitted to drop off and collect patrons who have support requirements.

Entrance

There are 2 accessible entrances into the centre.

- 1) From the public car park over the humpback bridge from the South West College site. (Level 1)
- 2) A ramped approach from the designated parking area to the High Street Entrance. (Level 2)

Both entrances are level and firm.

The Venue

The Centre's entrance doors are wide and automatic.

The flooring throughout the building comprises mainly of non-slip tiles, wooden flooring and carpet. The Dance Studio has a polished wooden Floor.

The venue has two wheelchairs on site for use by patrons if required.

Accessible toilets

Accessible Toilets are available on each level of the building.

The Accessible Toilets have emergency call systems.



Changing Places

A Changing Places Facility is located on Level 2.

The Reception/Box Office

The Reception and Box Office area is located on the left as you come through the doors on level 1.

The Box Office has a lowered counter.



The Auditorium

The Auditorium can be entered on level 1.

Access is level and there are handrails at both sides of the auditorium.

The Auditorium has capacity for 10 wheelchair users in Row D.

If you require a wheelchair space please inform Box Office when booking the ticket.

Lifts

There is lift access to all floors.

The lift has lowered control positions, speech indication and Braille signage.

The lift can accommodate one wheelchair user and one non-wheelchair user.

All doors leading from the lift areas to the public spaces in the building have push pad automatic door opening devices.

Café

The Café is located on Level 2.


The Café's floor is level and has a lowered counter.

The furniture can be moved around to suit the customers.

Salmon Leap Bar

The Salmon Leap Bar is on the ground floor near the Box Office.

The Bar's floor is level and it has a lowered counter.



Personal Assistance Support Scheme (PASS)

This Scheme operates; whereby a person who would not be able to attend the Strule Arts Centre without a companion can obtain complimentary admission for their companion.

A registration form for this scheme can be collected from Box Office.

Facilities for those with Hearing Impairments

The Auditorium and Lecture Theatre provide an infrared hearing system to assist patrons with various levels of hearing impairment. There are two types of hearing devices available, free of charge, from Box Office;

- 1) one for patrons who wear a hearing aid
- 2) one for patrons who do not wear a hearing aid.

These devices work best in Rows E,F,G and H.

A portable induction loop device is available for use at meetings throughout the building.

Visible alarms will display during emergencies.

Facilities for those with Visual Impairments

High Visibility and Braille Signage is provided throughout the Centre.

All Assistance Dogs are welcome. Please make staff aware when booking your ticket to ensure you can be allocated a suitable seat.

The Lift has Voice Indication.

The Venue has contrasting floor textures.



Visual Guide

The Visual Guide provides photos of the venue and what the visitor will hear, see, smell and feel during their visit. This can help people familiarise themselves with the venue.

Strule Arts Centre's visual guide can be downloaded from our website or is available at the venue.

Emergency

In the event of an emergency, refuge areas for wheelchair users have been designated in the fire-protected stairwell on the levels which do not have an emergency exit.

Access Requirements

If you have any access requirements that you wish to register with the Theatre, please let Box Office know before you attend.

Feedback

The Strule Arts Centre welcomes your feedback to enable us to make the visitor's experience more enjoyable for all our customers.

The Centre will act to include changes where reasonable and possible to do so.

If you require any further information or guidance, please contact the Strule Arts Centre on 02882247831 or email info@struleartscentre.co.uk

Facilities on each level

Basement

- Lecture Theatre
- Recording Studio
- Music Practice Rooms
- Accessible Toilet

Level 1 - Entrance from Bridge Street / Riverfront

- Office/ Tourist Information Centre
- Salmon Leap Bar (Performances only)
- Access to Main Auditorium
- Access to Dance Studio
- Accessible Toilet

Level 2 - Entrance from High Street

- Café
- Gallery Exhibition Space and Bar
- Access to Upper (rear) seats of Auditorium
- Art Workshop, Ceramics Room
- Print Studio
- Accessible Toilet
- Changing Places Facility
- Baby Changing Facility

Level 3 - Top Floor

- Upper Café
- Meeting Area
- Accessible Toilet
- Baby Changing Facility

Accessible Seating Plan

It is important to make staff aware of your seating requirements when booking your ticket to ensure they can offer you the best available seat.



Wheelchair Users

- There are 10 accessible spaces available in Row D of the Auditorium.
- A companion will be able to sit beside a person in this row if 5 accessible seats are only needed.
- If more than 5 accessible seats are needed, some companions will have to sit behind the person in Row E.
- Seats in Row D cannot be booked online.

People with physical disabilities.

- Row D is the most accessible seating for people with physical disabilities, unless it is needed for wheelchair users.
- People who can use steps could sit in Row E. A person must climb one step with handrail support to get to Row E.
- A person could enter from the back of the Auditorium (Level 2) and sit in Row T or the upper side areas, Seats U2-U5 or V2-V5. There are no steps to these seats.



Deaf or Hard of Hearing.

- The Infrared Hearing System works best in Rows E, F, G & H.
- If you wish to lip read, you could use Rows E and F, Seats 6-16. These seats give a close and central view of the stage.



Visual Impairment

- The best area to view the stage from if you have a visual impairment is Rows E or F.



Learning Disability

Autism

Alzheimer's

- If you need to leave the Auditorium quickly during a performance, the best seats are; Row E and F, Seats 1-4 or 19-22 and Rows P, Q, R, S or T, Seats 1-4 or 19-23.



Assistance/ Guide Dogs

- A Patron and his/her Assistance/Guide Dog will be placed in the Accessible Seat Row D (If available) or an end of row seat.

